

# KODIAK



Quality Farm Implements

**THEY'RE NOT ORDINARY. THEY'RE BUILT TO LAST A LONG TIME.**



## KODIAK ST BOX SCRAPER

- ❖ Adjustable Ripper Shank
- ❖ Replaceable Tips on Shanks
- ❖ Dual Reversible Cutting Edges
- ❖ 16" x 24" End Plates
- ❖ Designed for Maximum Material Volume
- ❖ Sizes 4', 5', 6', 7', 8'

## THE HEAVY-DUTY BOX

Features All the Above Plus—

- ❖ Extra Heavy A-Frame Arms With Clevis-Type Hitch
- ❖ 1/2" Thick End Plates for Extra Cutting Power and Extended Life
- ❖ Sizes 5', 6', 7', 8'



# CHOOSE A KODIAK BLADE TO MATCH YOUR TOUGHEST JOB.



## KODIAK SLIDER BLADE

- ❖ Slide Adjustable for Tight Spots
- ❖ 4', 5', 6', 7' Models have 5 Forward and 5 Reverse Angle Positions
- ❖ Tilt Feature for Ditching
- ❖ 1/2" x 6" Reversible Cutting Edge



## KODIAK 30 HP STANDARD BLADE

- ❖ 5', 6', 7' has 5 Forward and 5 Reverse Angle Positions
- ❖ Pin-Tilt Adjustment for Ditching
- ❖ Cat I Hitch
- ❖ Moldboard Height 13 1/2"
- ❖ 1/2" x 6" Reversible Cutting Edge




## KODIAK 50 HP MD BLADE

- ❖ 5', 6', 7' has 5 Forward and 5 Reverse Angle Positions
- ❖ Pin-Tilt Adjustment for Ditching
- ❖ Cat I Hitch
- ❖ Moldboard Height 15 1/2", Extra Reinforced
- ❖ 1/2" x 6" Reversible Cutting Edge

## KODIAK 70 HP HD BLADE

- ❖ 6', 7', 8' Models have 5 Forward and 5 Reverse Angle Positions
- ❖ Pin-Tilt Adjustment for Ditching
- ❖ Manual or Hydraulic Offsets
- ❖ Moldboard Height 17 1/2"
- ❖ Cat I or II Hitch






## PALLET FORK

- ❖ 2500# Capacity
- ❖ Adjustable Tines Made of Reinforced Channel
- ❖ Universal Hookup Will Fit Most Tractor Frontend Loaders or 3-Pt. Hitch
- ❖ Standard Head Guard

## HEAVY DUTY BOOM POLE

- ❖ 1800# Capacity




## H.D. LANDSCAPE RAKE


### Soil Preparation at Its Best!

- ❖  $\frac{5}{16}$ " x 1" Tempered Tines
- ❖ H.D.  $\frac{3}{8}$ " x 5" x 3" Main Frame
- ❖ Various Angle Positions
- ❖ Optional Gauge Wheels for Depth Control
- ❖ Sizes 4', 5', 6', 7', 8'

- ❖ Standard Rakes also available with Slider Blade-Type A-Frame and 4" x 4" x  $\frac{5}{16}$ " Main Frame Sizes 4', 5', 6', 7', 8'



## BALE FORK





## FRONT SPEAR

- ❖ Heavy Wall Tube Construction
- ❖ 2" Adjustable Spear
- ❖ Universal Mounting Brackets  
Will Fit Most Frontend loaders
- ❖ Will Fit 3-Pt. Hitch Also
- ❖ Available with Penetrator Pencil Spear

## REAR SPEAR

- ❖ 2" Adjustable Spear
- ❖ Available with  
Penetrator  
Pencil Spear


## POTATO PLOW



Manufactured by:  
**KODIAK MANUFACTURING, INC.**  
8849 Candies Creek Ridge Road  
Charleston, TN 37310  
Phone (423) 336-2390  
FAX (423) 336-8805

# SOIL COMPACTORS

Our Soil Compactors are made with heavy steel pipe to ensure consistent soil compaction and smoothness. A 1" plug allows the compactors to be filled for additional weight. Wheel packages are available for pull type compactors for easier handling. All soil compactors are available with 12" diameter drums.



**PULL COMPACTOR**

MODEL	SIZE	TYPE	WT.	FILLED
3C12	36"	PULL	181	339
4C12	48"	PULL	302	431
5C12	60"	PULL	264	527
6C12	72"	PULL	307	623
7C12	84"	PULL	350	700
3C12-3	36"	3PT	255	425
4C12-3	48"	3PT	302	512
5C12-3	60"	3PT	349	612
6C12-3	72"	3PT	394	710

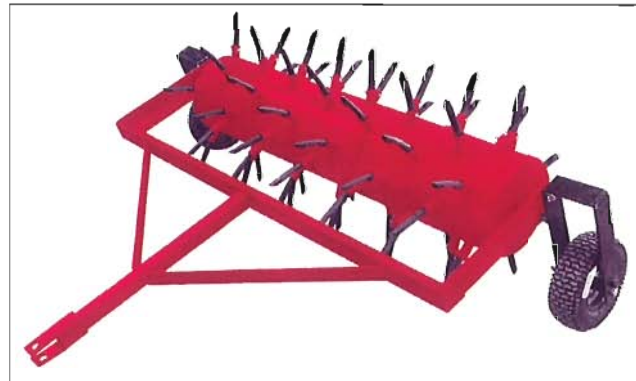


**3 PT. COMPACTOR**


# KODIAK



## CORE-PLUG AERATORS



**PULL AERATOR - PLUG**



**3 PT. AERATOR - PLUG**

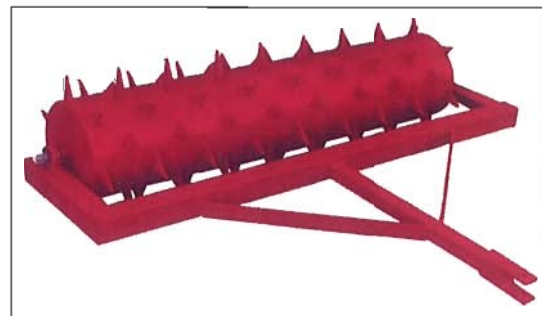
MODEL	SIZE	TYPE	WT.	FILLED
PL-3	36"	PULL	228	386
PL-4	48"	PULL	284	494
PL-5	60"	PULL	341	604
PL-6	72"	PULL	398	714
PL-7	84"	PULL	455	800
PL3PT-3	36"	3PT	303	475
PL3PT-4	48"	3PT	365	575
PL3PT-5	60"	3PT	427	690
PL3PT-6	72"	3PT	488	804
PL3PT-7	84"	3PT	549	920

Our core-plug aerators are simply the best buy on the market. We feature a pull type design (available with optional wheels for easier transportation) or a 3-point hitch design. Both are made using a 12" diameter drum that can be filled for additional weight. All of our aerators include a solid 1" cold rolled steel axle attached to pillow block bearings rather than bushings for longer life and better operation.

Our core-plug aerators utilize a standard  $\frac{15}{16}$ " x 7" core tine. The unique design allows our core tines to move slightly during operation thus allowing easier penetration if subsurface obstacles are encountered and enhances the release of the plugs thereby reducing the possibility of the core tines from becoming stopped up. An added feature of the 3-point hitch frame is that it has been designed to accept 16" blocks for added weight.

## AERATOR PULL TYPE AND 3 PT. HITCH

MODEL	SIZE	TYPE	WT.	FILLED
AR-48-P	48"	PULL	243	453
AR-60-P	60"	PULL	282	545
AR-72-P	72"	PULL	338	654
AR-84-P	84"	PULL	362	700
AR-48-L	48"	3PT	293	503
AR-60-L	60"	3PT	336	599
AR-72-L	72"	3PT	380	696
AR-84-L	84"	3PT	425	785
AR-96-L	96"	3PT	510	900



- ❖ Available in Both Pull Type and 3 pt. Hitch
- ❖ 12" Drum with 1" Plug to Fill Drum
- ❖  $2\frac{3}{4}$ " Spikes @ 4" O.C.
- ❖ 3 pt. Hitch Frame Made 16" Wide to Stack Blocks for Extra Weight

\*Optional on pull types-gauge wheel kit.